


Tegniese Spesifikasies: Adam Small Lab

Alle produksies speel in die Adam Small Lab tydens feesweek.










As gevolg van die feesopset kan die tegniese en ruimtelike uitleg nie tussen produksies verander nie.

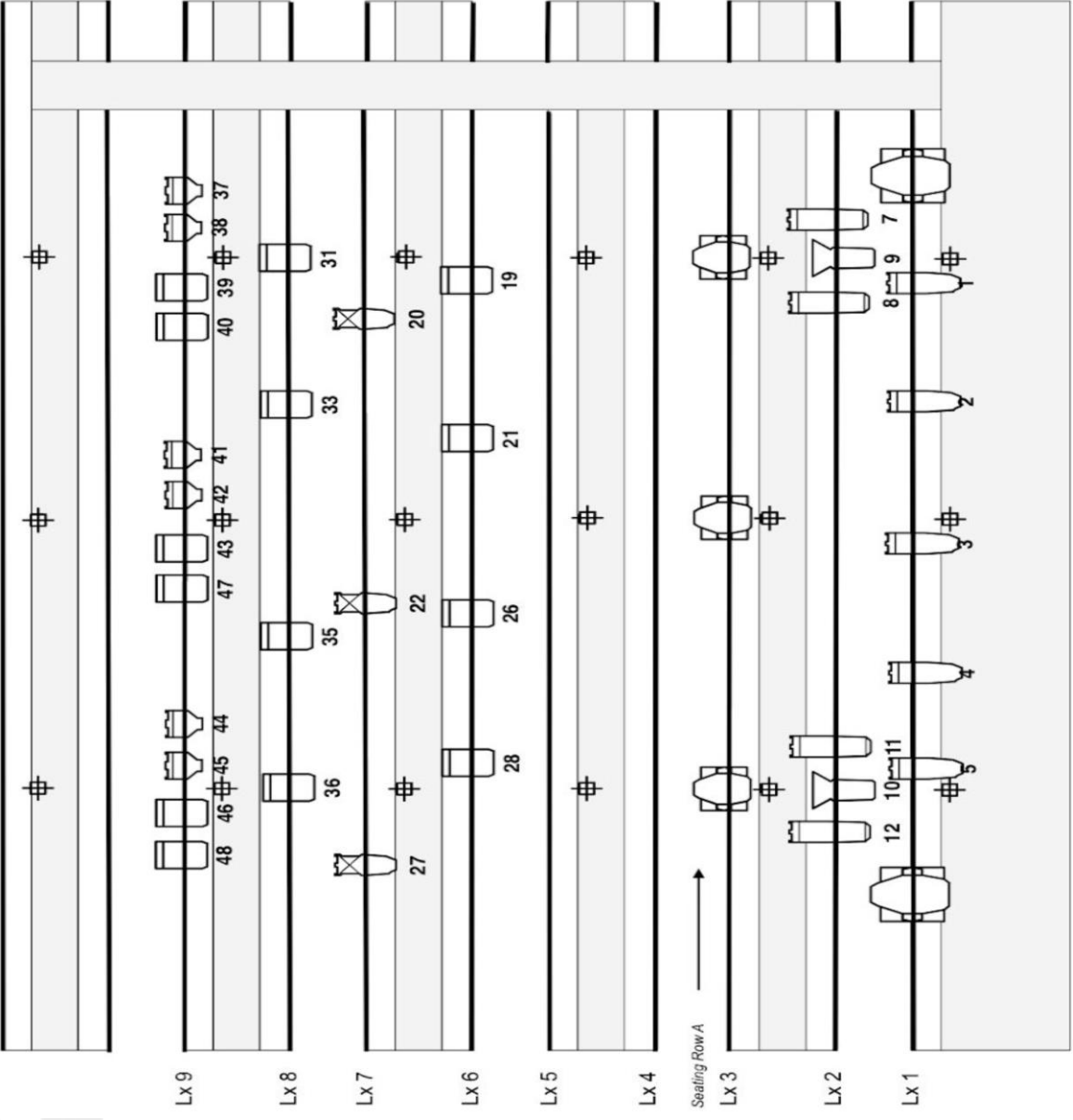
Algemene inligting

- Daar is 'n basiese klanksisteem in die ruimte. Indien jy 'n mikrofoon benodig of van instrumente gebruik maak, dui dit so op die tegniese vorm aan.
- Die klank word deur middel van QLab gespeel. Bring jou finale klank op 'n geheuestokkie na jou intrek toe.
- Daar is 'n beligtingtegnikus in die venue.
- As gevolg van streng veiligheidsreëls word sigarette, oop vlamme en 'n rookmasjien NIE in die Adam Small Lab toegelaat nie.
- Indien jy 'n projektor wil gebruik dui dit so op die tegniese vorm aan. Daar is 'n *InFocus*-projektor beskikbaar in die venue. Die projektor het beperkinge, dit is gevolglik baie belangrik om vroegtydig jou video-behoefte aan ons te kommunikeer.
- Die venue het nie 'n projeksieskerm nie. Elke produksie is verantwoordelik vir hul eie projeksieoppervlak.
- Projeksie word deur Qlab gespeel. Jou video gereed wees vir jou intrek.
- Neem kennis dat projeksies onder beligting verdwyn. Hou dit in gedagte as jy oudiovisuele beplanning doen.



Skaal: 1:100

Adam Small Theatre Complex
Lab Theatre
Lighting Plan
KEY
 Mac 700
 Mac 600
 Philips Selecom Acclaim Axial Zoomspot 18-34°
 ETC Source Four Zoom Profile 15-30°
 ETC Source Four Zoom Profile 19°
 ETC Source Four LED Cyc
 Strand Selecom RAMA Fresnel 6-150°
 ETC Source Four PARNet
 Hot Power



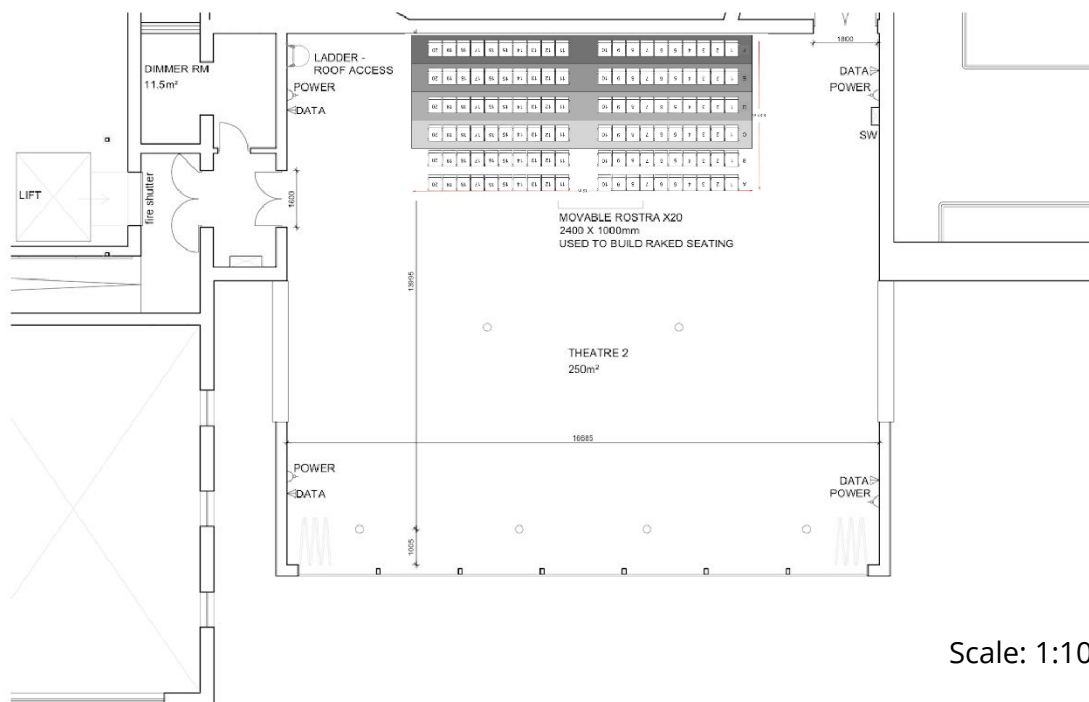
Technical Specifications: Adam Small Lab

All productions perform in the Adam Small Lab during festival week.










Due to the festival layout, the technical and spatial layout cannot change between productions.

General Information

- There is a basic sound system in the space. If you need a microphone or use instruments, indicate the technical form.
- The sound is played through QLab. Bring your final sound on a memory stick to your technical move-in.
- There is a lighting technician in the venue.
- Due to strict safety rules, cigarettes, open flames and a smoking machine are NOT allowed in the Adam Small Lab.
- If you want to use a projector, indicate it on the technical form. An *InFocus* projector is available in the venue. The projector has limitations, so it is very important to communicate your video needs to us early.
- The venue does not have a projection screen. Each production is responsible for their own projection surface.
- Projection is played by Qlab. Get your video ready for you.
- Take note that projections disappear under lighting. Keep this in mind when planning your audio-visual components.



Scale: 1:100

Adam Small Theatre Complex
Lab Theatre
Lighting Plan
KEY
 Mac 700
 Mac 600
 Philips Selecom Acclaim Axial Zoomspot 18-34°
 ETC Source Four Zoom Profile 15-30°
 ETC Source Four Zoom Profile 19°
 ETC Source Four LED Cyc
 Strand Selecom RAMA Fresnel 6-150°
 ETC Source Four PARNet
 Hot Power

